



QLD HEALTH EQUIPMENT CATALOGUE

JULY 2019

VERSION: 1 | UPDATED: JULY 2019



Quality Equipment
Enterprise Solutions
Home & Community





Aidacare & QLD Health

Aidacare are contracted to QLD Health for the supply of a range of beds and mattresses suitable for use in hospitals and health services within QLD. Aidacare have been a reliable and trusted partner for similar contracts for more than 20 years, providing National and state-wide coverage for the supply of equipment and services.

Our electronic catalogue is available for download at www.aidacare.com.au/globalassets/resources

For information on any of the extensive range of products available from Aidacare, please browse the complete online Aidacare catalogue at www.aidacare.com.au

For additional information, please contact your local Aidacare office directly on 1300 133 120 or email salesbris@aidacare.com.au

State Wide Distribution Network

Aidacare



BRISBANE SOUTH
30 Dulacca Street
Acacia Ridge QLD, 4110
Tel: 07 3086 2900
Fax: 07 3345 7961



TOOWOOMBA
3/342 Taylor Street
Toowoomba QLD, 4350
Tel: 07 3086 2990
Fax: 07 4632 6473



BRISBANE NORTH
354 Bilsen Road
Geebung QLD, 4034
Tel: 07 3086 2950
Fax: 07 3865 7896



SUNSHINE COAST
Unit 2, 35 Premier Circuit
Warana, QLD, 4575
Tel: 07 3086 2980
Fax: 07 3345 7961



GOLD COAST
Units 1 & 2, 48 Olympic
Circuit, Southport
QLD, 4215
Tel: 07 5532 6070
Fax: 07 5503 1803



HERVEY BAY
Unit 3, 19 Islander Road,
Hervey Bay, QLD, 4655
Tel: 07 4194 5019

CALL 1300 133 120

Call this number to be automatically diverted to your local Aidacare office (for the price of a local call).





Product Index

Home Care & Hospital Beds

Pg 04



Aidacare FL250 Floorline Bed	04
Malvestio Botero Bariatric Ward Bed - 400kg	05

Mattress Overlays & Replacements

Pg 06



Malvestio	06
Aidacare - Aspire Lifecomfort	07



Home Care & Hospital Beds



Bed - Aidacare FL250 Floorline Bed - Single - 4 Function - 250kg




- True floor bed with a low height of 110mm
- Brake First - Automatic castor lock at the bed's lowest height
- Exit Safe - One touch button activates CPR & safe handling bed light
- Backlit handset with seating and CPR function
- Wall buffer/protection bar
- Attendant control panel
- Bed extension for taller residents
- Mattress retainers
- Auto-regression backrest function
- Underbed lighting
- **250kg Safe Working Load**

Code	BEB046100 (Single)	BEB046150 (King Single)
Overall Length	2288 mm	2288 mm
Overall Width	900 mm	1060 mm
Height Range	110 - 740 mm	110 - 740 mm
Backrest Incline / Decline	0 - 60°	0 - 60°
Knee Bend Incline / Decline	0 - 35°	0 - 35°
Underbed Hoist Clearance	Adjustable	Adjustable
SWL	250 kg	250 kg
Warranty	10 Years Frame, 3 Years Electronics, 1 Year Handset & Cables	

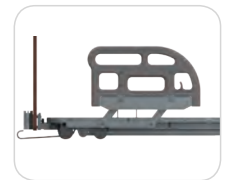


Stock Bed Ends (Tahoe) *BEB046200
*BEB046220

Code	Description
BEB046200	Tahoe Bed End Set - SublimeTeak - Single
BEB046220	Tahoe Bed End Set - SublimeTeak - King Single
BEB046520	Grab Assist Bar / Pole
BEB046525	Split Folding Side Rails (Pair)
BEB046530	IV Pole
BEB046540	Self Help Pole



Grab Assist Bar / Pole (BEB046520)



Split Folding Side Rails (Pair) (BEB046525)



IV Pole (BEB046530)



Self Help Pole (BEB046540)



Malvestio Botero Bariatric Ward Bed - 400kg



Integrated Bed Length Extension

180mm of extension to cater for taller patients



Attendant Control Panel

Single Touch Functions for Speed and Simplicity



BIOCOTE

Antibacterial frame coating for improved infection control



- 4 x section electrically operated bariatric ward bed
- Adjustable mattress platform with 102-122cm tool free adjustments
- Leg-rest adjustment is ergonomically synchronised with the knee break
- Integrated bed length extension up to 18cm
- IV & Self-Help Pole mounting brackets
- Electric height adjustment with 2 x heavy duty actuators
- Attendant control panel with intuitive button placement for bed control
- Provided battery backup as standard, allowing for power supply when transporting around wards or in the event of a power failure
- Translating backrest (Auto-Regression) shifts backwards by 11cm to compensate for patient movement towards the foot
- Folding side rails as standard
- Base frame is equipped with 150mm twin wheel castors featuring a centralised locking system that can be operated by foot pedals on either side of the bed end

Code	BEB050200
Overall Length	2260 - 2440 mm
Overall Width	1020 - 1220 mm
Overall Height	380 - 850 mm
Patient Surface Length	2000 - 2180 mm
Patient Surface Width	1020 - 1220 mm
Backrest Angle	0° to 70°
Knee Bend Angle	0° to 30°
Trendelenburg	-17° to 17°
Castor Size	150 mm
SWL	400kg
Warranty	2 Years

Code	Description
BEA825100	Self Help Pole
BEA825101	IV Pole
BEA825102	Weigh Scale (Factory Fitted)
BEA825103	Catheter Bag Holder
BEA825104	Accessory Holder Bar
BEA825105	Oxygen Bottle Holder

Optional Accessories



Self Help Pole (BEA825100)



Telescopic IV Pole (BEA825101)

Mattress Overlays & Replacements

Malvestio Smile Paediatric Mattress - 150kg



S.W.L
150kg

Four layer foam, designed for larger users with a maximum user weight of 300kg. Full size memory foam overlay and side walls for added stability and ease of transfers. European fabric cover with fully welded seams, water resistant zippers and reinforced waterfall flaps for optimum infection control.

- Three function electrically adjustable hospital bed designed with growing people in mind
- Colourful side rails and decals to meet interior design themes and add to a more cheerful patient environment
- Capacity to lengthen at the press of a button to transition from child to young adult size proportions
- Biocote antibacterial surface treatment for improved infection control
- Durable blow molded side rails with gas spring dampeners for smooth operation
- Onboard battery provides ward mobility and emergency backup
- Integrated control panel in foot end section for carer and parent access
- Backrest angle 0 to 70 degrees
- Knee bend angle 0 to 36 degrees
- Trendelenburg -15 to 15 degrees

Code	PED490110
Overall Length	1580 mm
Overall Width	790 mm
Overall Height	140 mm
S.W.L	150 kg
Warranty	2 Years

Malvestio Botero Static Mattress - 400kg



S.W.L
400kg

Four layer foam, designed for larger users with a maximum user weight of 300kg. Full size memory foam overlay and side walls for added stability and ease of transfers. European fabric cover with fully welded seams, water resistant zippers and reinforced waterfall flaps for optimum infection control.

- Two layer foam design with high density base and castellated surface caters to bariatric patients
- Multi-stretch cover with welded seams for stringent infection control
- Strong high density side walls improve patient transfer efficiency while cut back hinge points allow the mattress to easily move with the mattress platform

Code	BEM050200
Overall Length	2000 mm
Overall Width	1220 mm
Overall Height	200 mm
S.W.L	400 kg
Warranty	5 Years Foam, 2 Years Cover

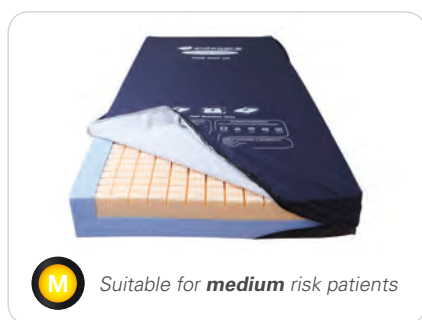


Aspire Lifecomfort Bariatric Foam Mattress - King Single

Four layer foam, designed for larger users with a maximum user weight of 300kg. Full size memory foam overlay and side walls for added stability and ease of transfers. European fabric cover with fully welded seams, water resistant zippers and reinforced waterfall flaps for optimum infection control.

- Pressure reducing bariatric mattress
- Extra weight capacity up to 300 kg
- Four layer foam support 200 mm high for bariatric use with maximum comfort and support
- Full size memory foam overlay
- Foam side walls for extra stability on the edge of the mattress
- Two way waterproof stretch cover with welded seams
- PVC bottom cover
- Four sided zip for easy cover removal
- Stitched zipper cover with waterproof flap for excellent hygiene
- Independently tested and certified for durability and weight rating

Code	BEM046700 (King Single)
Overall Length	2030 mm
Overall Width	1050 mm
Overall Height	200 mm
S.W.L	300 kg
Warranty	5 Years Foam, 2 Years Cover



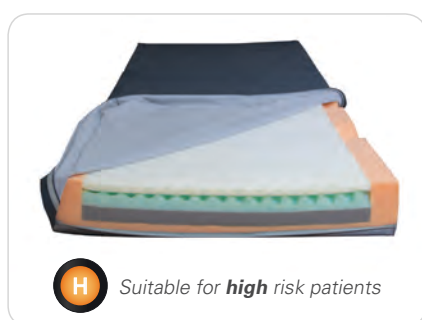
Aspire Lifecomfort Acute Care Foam Mattress

- Strong U-Shaped Foam Outer Structure Promotes Ease of Patient Transfers
- Welded High Temp Washable Fabric for Optimal Infection Control
- Vapour Permeable Four Way Stretch Fabric Improves Skin Microclimate
- Castellated Patient Surface for Improved Air Flow & Efficient Pressure Relief

*Also available with Evacuation Sheet



Code	BEM046615 (Single)	BEM046616 (King Single)
Overall Length	1980 mm	2030 mm
Overall Width	880 mm	1050 mm
Overall Height	150 mm	150 mm
S.W.L	250 kg	
Warranty	5 Years Foam, 2 Years Cover	
Incl. Evac Sheet	BEM046615EV	BEM046616EV



Aspire Lifecomfort Premier Care Acute Foam Mattress

- Pressure care mattress suitable for high risk patients
- Four layer foam support for maximum comfort and support
- Full size memory foam top layer with MEMair™ Breeze open cell foam for improved microclimate
- Integrated cotton stockinette promotes foam longevity
- Reinforced side walls for patient stability and ease of transfers
- Inbuilt handles for safe manual handling
- Two way waterproof stretch top cover
- Heavy duty PVC base cover
- Three sided zipper for easy cover removal
- Stitched zipper cover with waterproof flap for improved infection control
- PUPPS 2 (2004) Compliant

*Also available with Evacuation Sheet

Code	BEM046735 (Single)	BEM046740 (King Single)
Overall Length	2000 mm	2030 mm
Overall Width	900 mm	1050 mm
Overall Height	150 mm	150 mm
S.W.L	250 kg	
Warranty	5 Years Foam, 2 Years Cover	
Incl. Evac Sheet	BEM046735EV	BEM046740EV





1300 133 120
www.aidacare.com.au

